

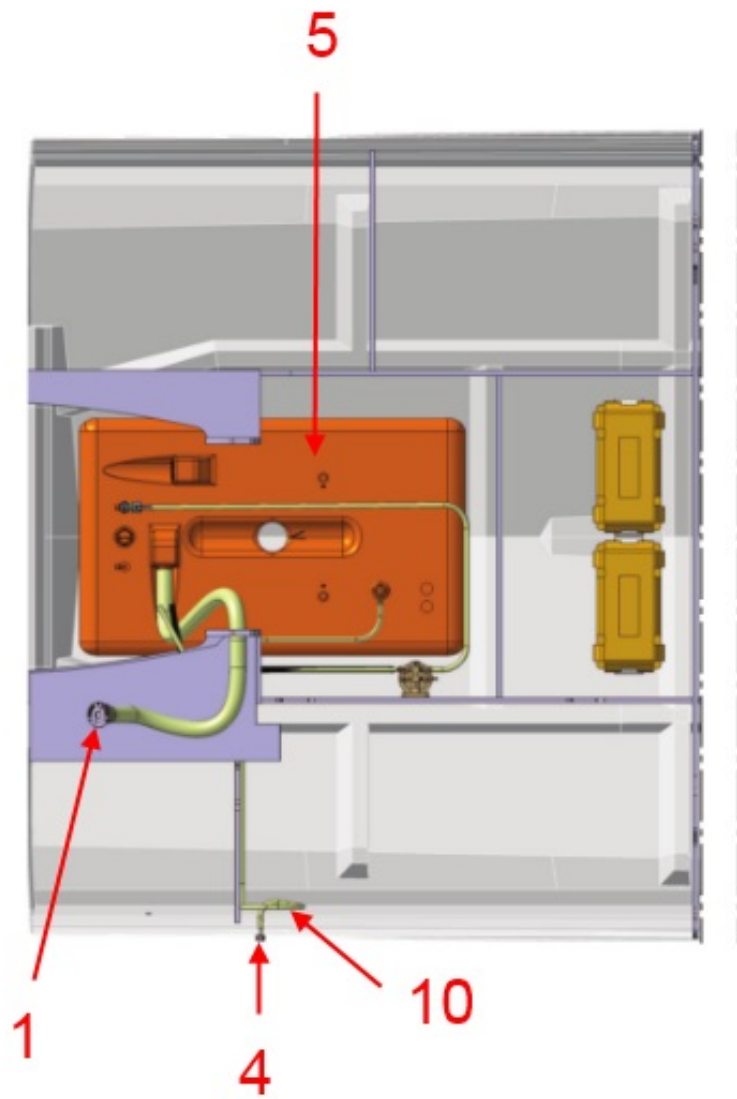


FUEL CIRCUIT ENGINE



FUEL CIRCUIT ENGINE

option	Pos.	Part No.	Description	Quant. per boat	Version / Option	SS_FAM	Begining hull number	Ending hull number
	1	182752	PLASTIC SS DECK FILLER CAP FOR PETROL TK	1,000		CIRCUIT COMBUSTIBLE		234
	1	196834	PLASTIC SS DECK FILLER CAP FOR PETROL TK	1,000		CIRCUIT COMBUSTIBLE	235	611
	1	208466	PLASTIC SS DECK FILLER CAP FOR PETROL NM	1,000		CIRCUIT COMBUSTIBLE	612	
	3	954354	NEOPRENE SLEEVE 50X52 H50	2,000		CIRCUIT COMBUSTIBLE		
	4	148018	S/S VENT FITTED NM	1,000		CIRCUIT COMBUSTIBLE		741
	4	411438	INOX AIR FUEL VENT 16MM 90	1,000		CIRCUIT COMBUSTIBLE	742	853
	5	162429	GAS TANK ROTO 280L 2 PIQ EQ(CE)	1,000		CIRCUIT COMBUSTIBLE		362
	5	198510	GAS TANK ROTO 280L 2 PIQ EQ R2	1,000		CIRCUIT COMBUSTIBLE	363	853
	6	415075	GAS TANK 280L 2 VENTS (CE)	1,000		CIRCUIT COMBUSTIBLE	854	
	6	168752	FUEL LINE D 2"1 8 FILLING TANK	1,150		CIRCUIT COMBUSTIBLE		
	6	014150	FUEL LINE D54 FILLING TANK	1,150		CIRCUIT COMBUSTIBLE		
	7	144737	FUEL LINE D 5/8" FILLING TANK	2,200		CIRCUIT COMBUSTIBLE		608
	7	144737	FUEL LINE D 5/8" FILLING TANK	2,350		CIRCUIT COMBUSTIBLE	609	
	7	893900	FUEL LINE DIA 15	2,350		CIRCUIT COMBUSTIBLE		
	8	997462	FUEL TANK TUBE	1,000		CIRCUIT COMBUSTIBLE		
	9	864300	TANK TIE ROD LGTH 380 140MM AM	1,000		CIRCUIT COMBUSTIBLE		
	10	121633	FUEL NON-RETURN VALVE D16ATT	1,000		CIRCUIT COMBUSTIBLE		853
	10	121633	FUEL NON-RETURN VALVE D16ATT	2,000		CIRCUIT COMBUSTIBLE	854	
	11	073720	SCREW RUBBER JOINT D140	3,000		CIRCUIT COMBUSTIBLE		
	12	954226	WHITE PLASTIC HATCH	1,000		CIRCUIT COMBUSTIBLE		3
	12	179862	HATCH INSPECTION 38X28 PLAS CE	1,000		CIRCUIT COMBUSTIBLE	4	
	13	048358	BRASS STR GROOVED END-PIECE M12X17 D10	1,000		CIRCUIT COMBUSTIBLE		
	14	973472	GAUGE VD0 12V NM RECEIVER OF FUEL LEVEL	1,000		CIRCUIT COMBUSTIBLE		
	15	951237	PLASTIC BAG	1,000		CIRCUIT COMBUSTIBLE		
	16	231400	TIGHTEN SPANNER WATER TANK DECK FILL CAP	1,000		CIRCUIT COMBUSTIBLE		1000